

HAKKO 951 - 952 ónadagolós forrasztópáka



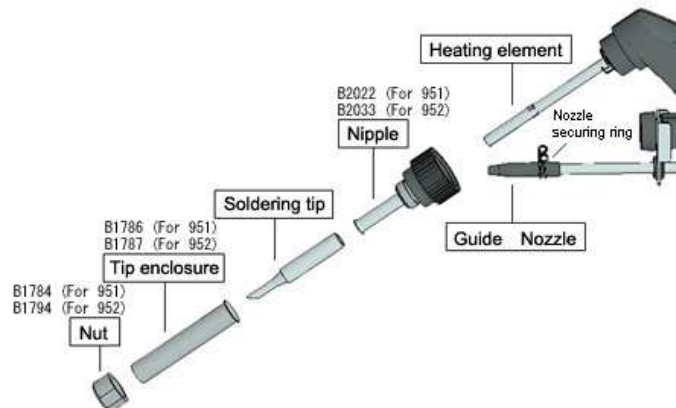
A pákák az alábbi állomásokhoz csatlakoztatható

Forrasztópáka		Pákatartó		Állomás
	+		+	936,937 és 928
HAKKO 951-952		C1437		

Model: HAKKO 951-952
 Teljesítmény : 50W (24V)
 Hőmérséklet tartomány: 200-480°C
 Földelési ellenállás: <math><2\Omega</math>
 Földelési potencial: <math><2\text{mV}</math>
 Páka méretei: 170(W)×180(H)×23(D)mm
 Súly: 177g , 187g
 Kábel hossza:1.1m
 ESD



Külön pákatartó szükséges:

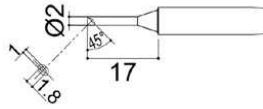


Hegytípusok:

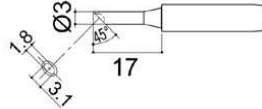
[900M Series](#) (951)

[900L Series](#) (952)

Shape BCM/CM

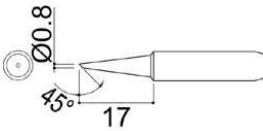


900M-T-2CM Shape-2C

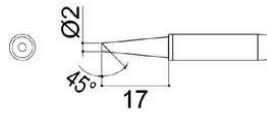


900M-T-3CM Shape-3C

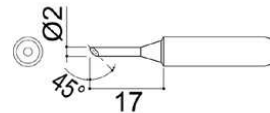
Shape BC/C



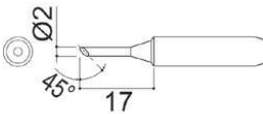
900M-T-0.8C Shape-0.8C



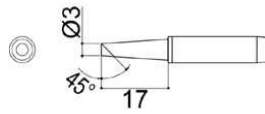
900M-T-2BCZ Shape-2BC(Z)



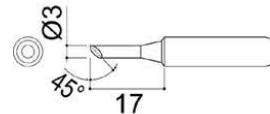
900M-T-2C Shape-2C



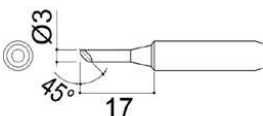
900M-T-2CF Shape-2C
Tinned cut surface only



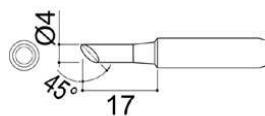
900M-T-3BCZ Shape-3BC(Z)



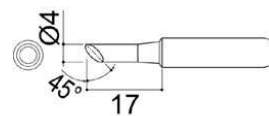
900M-T-3C Shape-3C



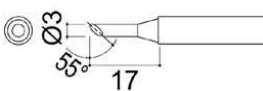
900M-T-3CF Shape-3C
Tinned cut surface only



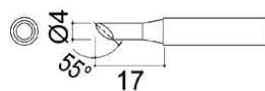
900M-T-4C Shape-4C



900M-T-4CF Shape-4C
Tinned cut surface only

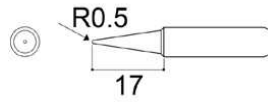
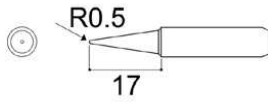


900M-T-S10 Shape-S10
Tinned cut surface only



900M-T-S11 Shape-S11
Tinned cut surface only

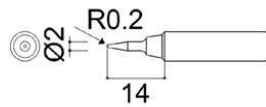
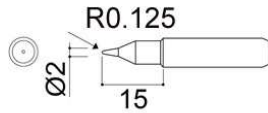
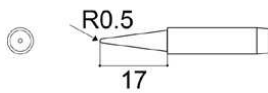
Shape B



900M-T-B Shape-B

900M-T-BF2 Shape-B

Tinned a distance of 2mm from the end of the tip

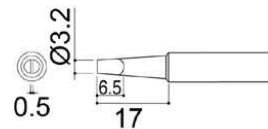
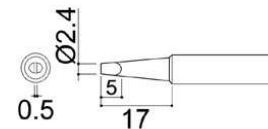
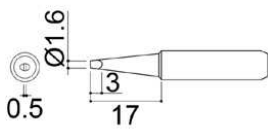


900M-T-BZ Shape-B(Z)

900M-T-S4 Shape-S4

900M-T-SB Shape-SB

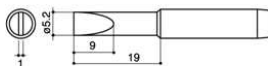
Shape D



900M-T-1.6D Shape-1.6D

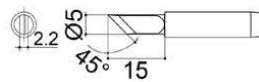
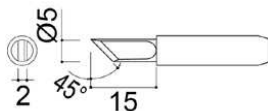
900M-T-2.4D Shape-2.4D

900M-T-3.2D Shape-3.2D



900M-T-S3 Shape-5.2D

Shape K

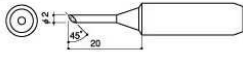


900M-T-K Shape-K

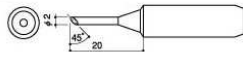
900M-T-KZ Shape-K(Z)

900L Series(for Solder feed)

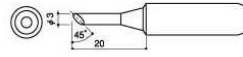
Shape BC/C



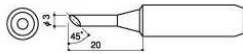
900L-T-2C Shape-2C



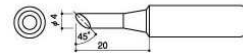
900L-T-2CF Shape-2C
Tinned cut surface only



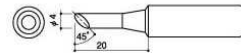
900L-T-3C Shape-3C



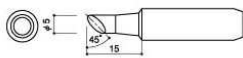
900L-T-3CF Shape-3C
Tinned cut surface only



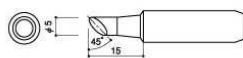
900L-T-4C Shape-4C



900L-T-4CF Shape-4C
Tinned cut surface only

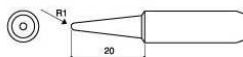


900L-T-5C Shape-5C

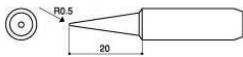


900L-T-5CF Shape-5C
Tinned cut surface only

Shape B

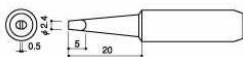


900L-T-2B Shape-2B

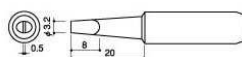


900L-T-B Shape-B

Shape D

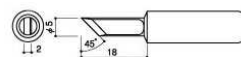


900L-T-2.4D Shape-2.4D



900L-T-3.2D Shape-3.2D

Shape K



900L-T-K Shape-K