

HAKKO FM2027-FM2028

Forrasztópákák




A pákák az alábbi állomásokhoz csatlakoztathatók



HAKKO FM-2027



HAKKO FM-2028



[HAKKO
FM-202](#)



[HAKKO
FM-203](#)



[HAKKO
FM-204](#)



[HAKKO
FX-950](#)



[HAKKO
FX-951](#)



[HAKKO
FX-952](#)

állomások



[HAKKO
FM-206](#)

Model. FM-2027 és FM-2028

Teljesítmény:70W (24V)

Földelési ellenállás <2Ω

Földelési potencial <2mV

Fűtőbetét: Composit heater

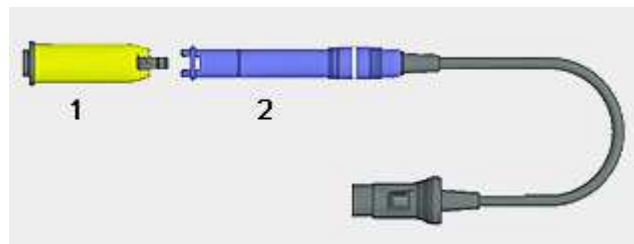
Kábel hossza: 1.2m

Páka hossza: 188mm

Súly:30g

ESD

Hegytípusok T15 széria



1. Sleeve assembly (Yellow) csatlakozó
2. Connector assembly csatlakozó

3. Hőálló pad



4. Használati útmutató

■ Különbségek a HAKKO FM-2027 és a HAKKO FM-2028

1. Különbségek

A nyél csatlakozójánál a szín tér el

HAKKO FM-2027



HAKKO FM-2028



2. Különbségek a funkciókban

A HAKKO FM-2027-ben van egy funkció, amely egy beépített piros LED a csatlakozóban (átlátszó rész) ez jelzi a működési állapotot.

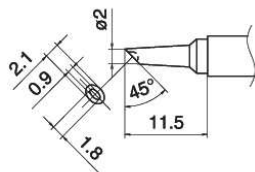
A HAKKO FM-2028 –ban nincs ez a visszajelző LED.

Ez a funkció csak a HAKKO FM-2027 forrasztópákánál a következő állomásokhoz való csatlakoztatás esetén működik FM-202, HAKKO FM-203, HAKKO FM-204, HAKKO FM-205 és HAKKO FM-206.

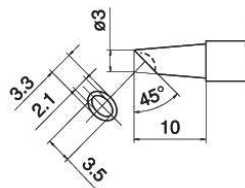
A HAKKO FM-2027 forrasztópáka használható a következő állomásokhoz is HAKKO FX-951 és a HAKKO FX-952, de a LED ebben az esetben folyamatosan világítani fog, függetlenül a működési állapotától.

T15 Series

Shape BCM/CM

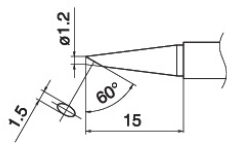


T15-BCM2 Shape-2BC Bevel with indent

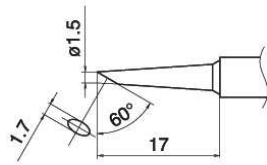


T15-BCM3 Shape-3BC Bevel with indent

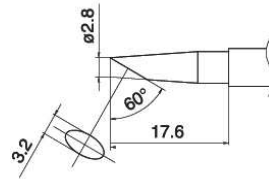
Shape BC/C



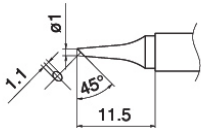
T15-BC12 Shape-1.2BC



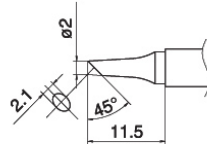
T15-BC15 Shape-1.5BC



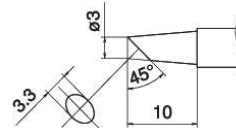
T15-BC28 Shape-2.8BC



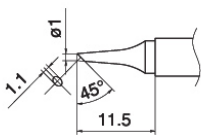
T15-BC1 Shape-1BC



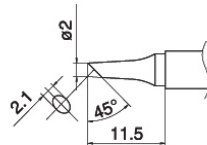
T15-BC2 Shape-2BC



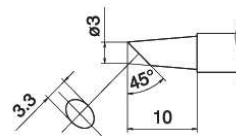
T15-BC3 Shape-3BC



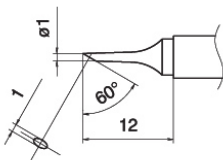
T15-BCF1 Shape-1BC
Tinned cut surface only



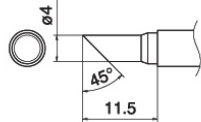
T15-BCF2 Shape-2BC
Tinned cut surface only



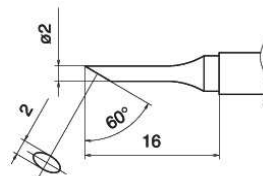
T15-BCF3 Shape-3BC
Tinned cut surface only



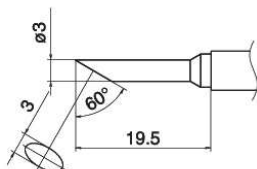
T15-C1 Shape-1C



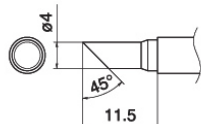
T15-C4 Shape-4C



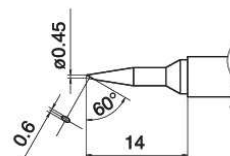
T15-CF2 Shape-2C



T15-CF3 Shape-3C

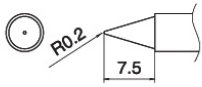


T15-CF4 Shape-4C
Tinned cut surface only

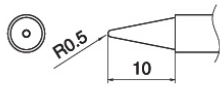


T15-SBC04 Shape-0.4SBC

Shape B



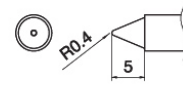
T15-B Shape-B



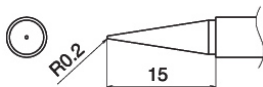
T15-B2 Shape-0.5B



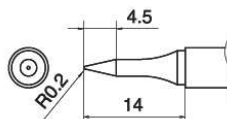
T15-B3 Shape-0.7B



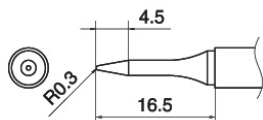
T15-B4 Shape-0.4B



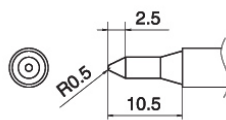
T15-BLL Shape-BL Long



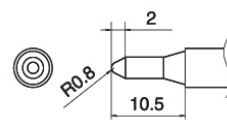
T15-SB02 Shape-0.2SB



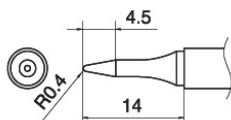
T15-SB03 Shape-0.3SB



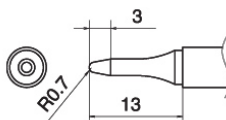
T15-SB05 Shape-0.5SB



T15-SB08 Shape-0.8SB

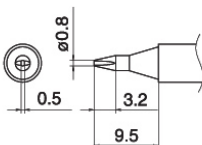


T15-SBS04 Shape-0.4SBS

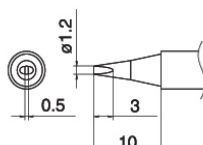


T15-SBS07 Shape-0.7SBS

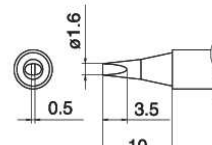
Shape D



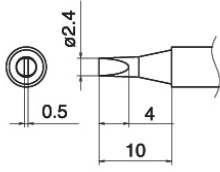
T15-D08 Shape-0.8D



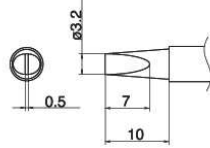
T15-D12 Shape-1.2D



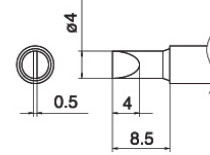
T15-D16 Shape-1.6D



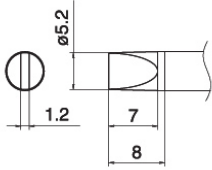
T15-D24 Shape-2.4D



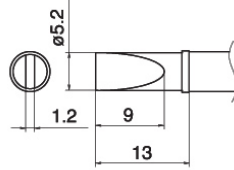
T15-DL32 Shape-3.2D Long
Just joined as standard tip.



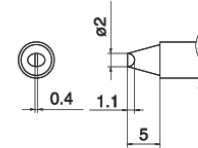
T15-D4 Shape-4D



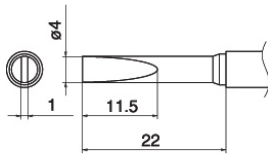
T15-D52 Shape-5.2D



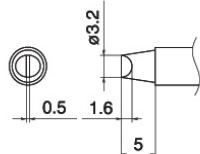
T15-DL52 Shape-5.2D Long



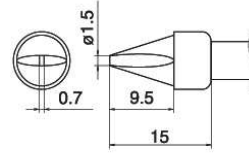
T15-D2 Shape-2D



T15-DL4 Shape-4D Long

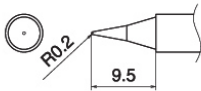


T15-D32 Shape-3.2D

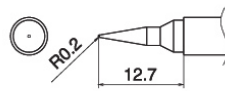


T15-XD15 Shape-1.5XD

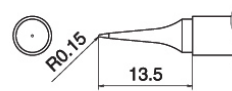
Shape I



T15-I Shape-I

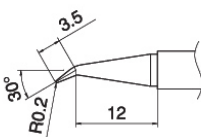


T15-IL Shape-IL

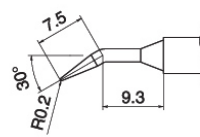


T15-ILS Shape-ILS

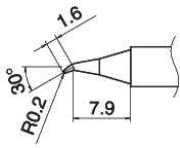
Shape J



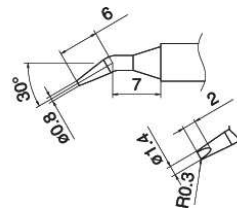
T15-J02 Shape-0.2J (Shape-0.2RSB)



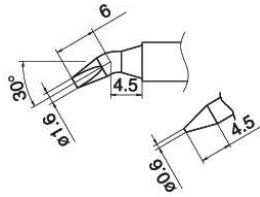
T15-JL02 Shape-0.2JL (Shape-0.2RLB)



T15-JS02 Shape-0.2JS (Shape-0.2RSSB)

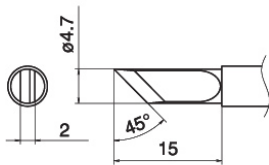


T15-JD14 Shape-1.4JD

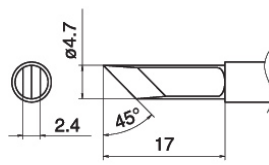


T15-JD16 Shape-0.6JD

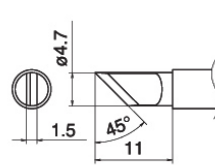
Shape K



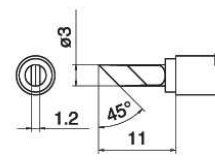
T15-K Shape-K



T15-KF Shape-KF



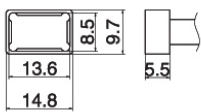
T15-KL Shape-KL



T15-KU Shape-KU

For drag soldering for left-handed.

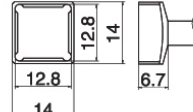
SMD Type : Shape Quad



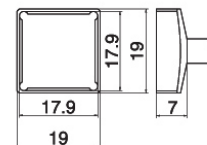
T15-1201 Quad
Size 13.6 x 8.5



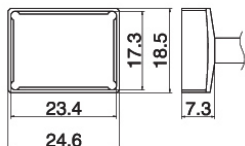
T15-1202 Quad
Size 10.3 x 10.3



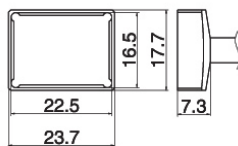
T15-1203 Quad
Size 12.8 x 12.8



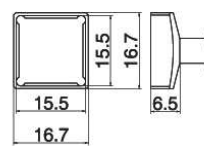
T15-1204 Quad
Size 17.9 x 17.9



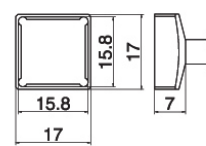
T15-1205 Quad
Size 23.4 x 17.3



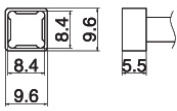
T15-1206 Quad
Size 22.5 x 16.5



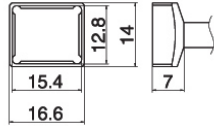
T15-1207 Quad
Size 15.5 x 15.5



T15-1208 Quad
Size 15.8 x 15.8

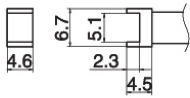


T15-1209 Quad
Size 8.4 x 8.4

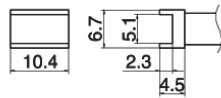


T15-1210 Quad
Size 15.4 x 12.8

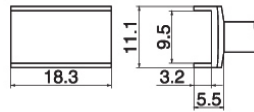
SMD Type : Shape Tunnel



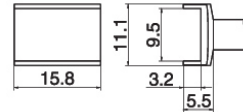
T15-1001 Tunnel
Size 5.1 x 4.6



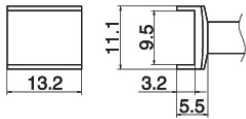
T15-1002 Tunnel
Size 5.1 x 10.4



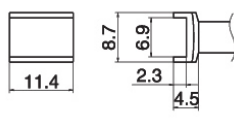
T15-1003 Tunnel
Size 9.5 x 18.3



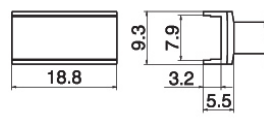
T15-1004 Tunnel
Size 9.5 x 15.8



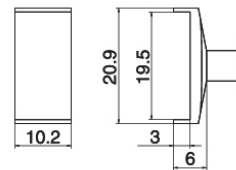
T15-1005 Tunnel
Size 9.5 x 13.2



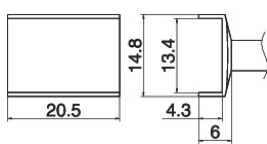
T15-1006 Tunnel
Size 6.9 x 11.4



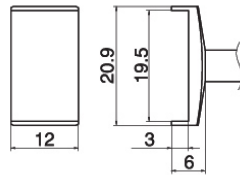
T15-1007 Tunnel
Size 7.9 x 18.8



T15-1008 Tunnel
Size 19.5 x 10.2

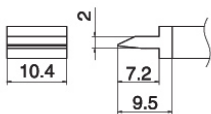


T15-1009 Tunnel
Size 13.4 x 20.5

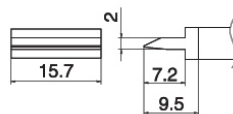


T15-1010 Tunnel
Size 19.5 x 12

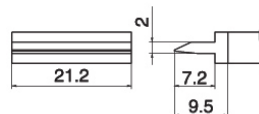
SMD Type : Shape Spatula



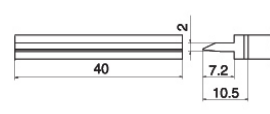
T15-1401 Spatula
Size 10.4



T15-1402 Spatula
Size 15.7

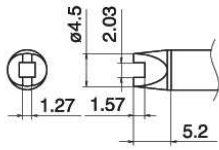


T15-1403 Spatula
Size 21.2

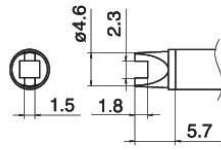


T15-1406 Spatula
Size 40

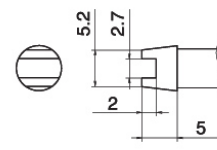
Shape R



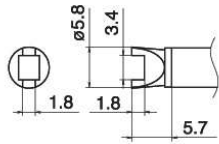
T15-R20 Shape-2.0R



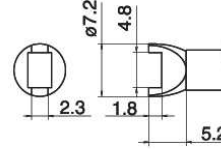
T15-R23 Shape-2.3R



T15-R27 Shape-2.7R



T15-R34 Shape-3.4R



T15-R48 Shape-4.8R