

HAKKO FX-951 ESD SAFE Soldering Station



- Compact high-power thermally-controlled soldering iron
- Standard model that ensures high thermal recovery needed for lead-free soldering
- Supports the N₂ system.

Packing List

Model No.	Packing List
No. FX951	Soldering Station (HAKKO FX-951), Soldering Iron (HAKKO FM-2028 [*]), Card, Power Cord, Heat Resistant Pad, Iron Holder, Connecting cable, Instruction Manual (One of each unless specified)

*

Note: A soldering tip is not included in this product. The tip of desired shape should be purchased separately.

Specifications

Model No.	FX951
Power consumption	75W
Temperature range	200-450°C
Temperature stability	±5°C at idle temperature

- Station

Output voltage	24V
Dimensions	80(W)×130(H)×131(D)mm
Weight	1.2kg

- Soldering Iron

Power consumption 70W (24V)

Tip to ground resistance $<2\Omega$

Tip to ground potential $<2\text{mV}$

Heating element Composit heater

Length of cord 1.2m

Total length 188mm (with 2.4D tip)

Weight 30g (with 2.4D tip)

- Length and weight (w/o cord)

Features

Standard Soldering Iron for Lead-free Soldering

- Uses lock-type Sleeve Assembly soldering iron.



[HAKKO FM-2028](#)


- * Windows Media Player is required to watch the movie.
- Lock-type sleeve assembly attaches securely.
- Click sound ensures you easy and secure tip insertions.
- Four-color lineup of the sleeves

- Three Features of the Soldering Iron HAKKO FM-2028

- Interlock mechanism with the iron holder makes setting of the power-save setting easy.
- Power-save function allows minute-by-minute setting. (up to 30 minutes)
(0-29mins. --- Sleep mode, 30 mins.--- Auto-power, Shutoff)

- Steady Performance Ensures Excellent Thermal Recovery.

- Never changing heater performance ensures excellent thermal recovery.(ref. Graph)



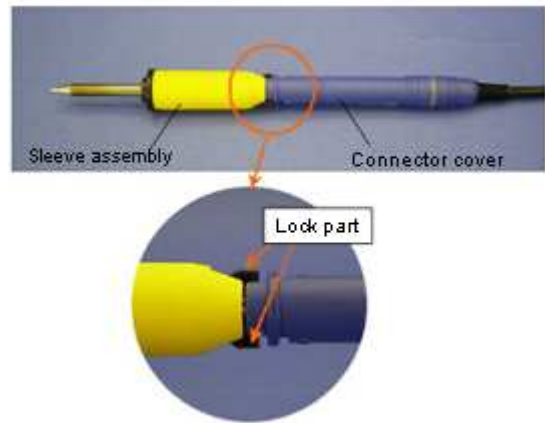
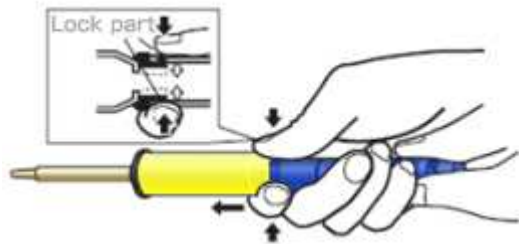
The Three Features of the Soldering Iron HAKKO FM-2028

Secure workability is ensured.

Feature 1

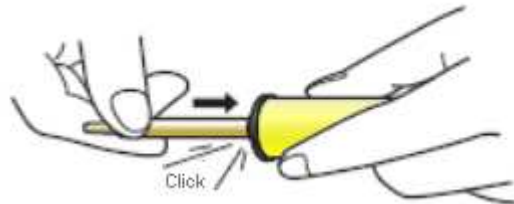
The HAKKO FM-2028 features lock-type sleeve assembly! The lock part of the sleeve assembly secures the sleeve assembly to the connector cover. Position the lock

part and fit the assembly into the cover.



The sleeve assembly never uncouples from the connector cover unless you hold down the lock part.

Feature 2 Inserting the tip into the sleeve assembly produces the click sound!



If the tip does not click when inserted into the sleeve assembly, the tip is not securely fitted in the sleeve assembly.

Feature 3 The green-colored sleeve assembly has been released! The variation of the sleeve colors has increased to four; Yellow, blue, orange, and green.



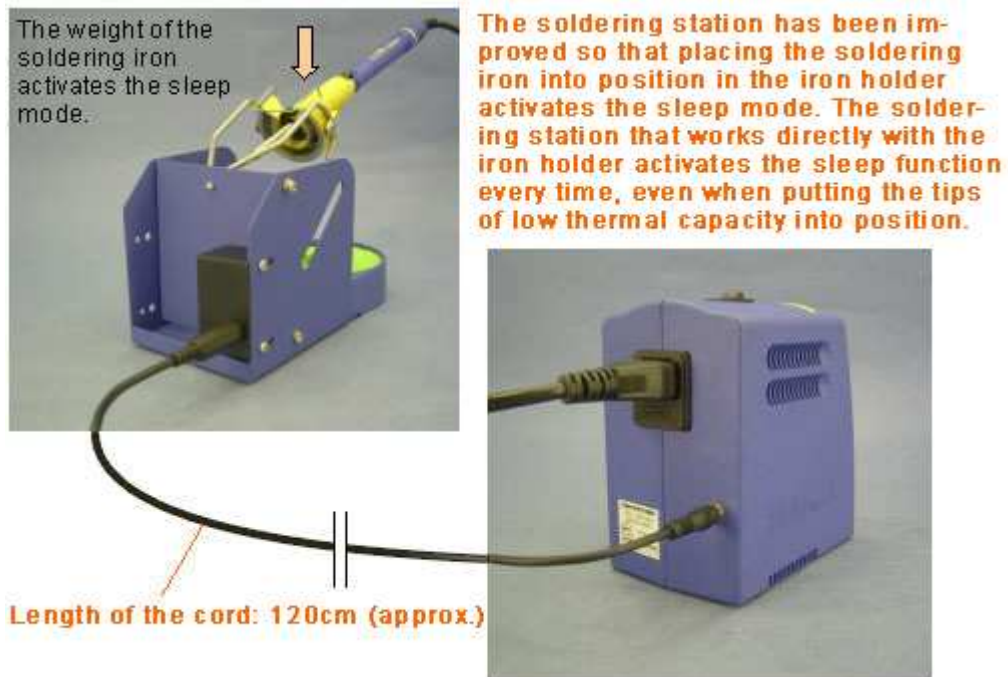
Distinguishing different types of soldering irons using HAKKO's variety of sleeve colors saves you the trouble of checking the type of tip at the pre-use check. Identifying the tip shapes by color prevents you from using the wrong tip carelessly. This

identification method is especially useful when the shapes are the same but differ in size, and when using the C type and CF type, which are different from each other.

Two Features of the New Sleep-function


The Advanced Sleep-function ensures more secure workability.

Feature 1 Putting the soldering iron into position in the iron holder activates the sleep function!



Feature 2 The timer of the sleep mode has become capable of minute-to-minute setting.

Previously, the sleep function could be set 10 minute intervals. Now, the sleep function is capable of minute-to-minute setting from 0 minutes to 29 minutes. The sleep function now also has the function to stop energizing the soldering iron automatically after a lapse of 30 minutes.



Disconnect the cord from the soldering station before using it if you do not use the sleep function.

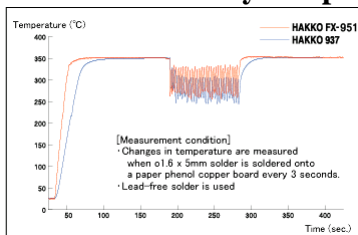
HAKKO FH-201 : The photo shows the Iron Holder for FX-952.



❖ HAKKO FX-952 (use with two soldering irons) has the same new functions.

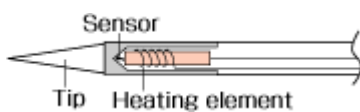
The excellent thermal recovery allows the soldering with lower preset temperature. It is also useful for Lead-free soldering which requires higher melting temperature

Thermal Recovery Graph (The comparison of HAKKO products)



[*Click here to enlarge](#)

- Compositetip



The composite tip is a ceramic soldering tip with integrated heating element and sensor. Despite its highly compact design, the tip offers superior thermal responsivity and greatly improved thermal recovery.

85 Variations of Tips



85 variations of HAKKO Tips accommodate various types of soldering from IC modifications to soldering to power sections.

Tips for HAKKO FX-951 depend on the market.

T15 Series for EU

• Compact Design



The portrait-style compact design is well-suited to cell line soldering.

80mm (W) × 130mm (H) × 131mm (D)

Smart design for optimized work.

• Our commitment to producing iron holders



The angle of the iron holder can be changed freely so that the iron holder accommodates soldering in both a standing and a sitting position.

Dedicated HAKKO soldering iron base stand, can be used 100's of a times a day.

• Thermal Management



• The card for locking locks the preset temperature.

• Digital offset makes temperature correction easy.

• Capable of lower limit temperature setting.








Combination of optional handpiece (such as FM-2026) allows use of N₂ system.

N₂ system enhances solderability by Preventing Oxidation and Preheating Effect, featuring space-saving design.



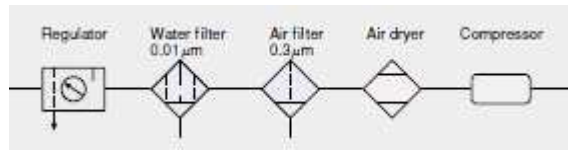
163(W)×280(H)×131(D)mm

*Reference dimensions

	Name	Figure	Remarks
1	HAKKO FX-951 Station		With Iron holder, Control card, Heat resistant pad and Power cord (Not necessary to purchase this unit if you have it.)
2	<u>HAKKO</u> <u>FM-2026</u> N ₂ Soldering Iron	 Tip and nozzle assemblies are optional parts.	With Nitrogen guard(B2998) *Attach it to only FH- 100(the previous iron holder). 
3	Soldering Tip & Nozzle Assembly		Select the soldering tip appropriate for work.
4	<u>HAKKO</u> <u>FX-780</u> N ₂ Generator		With Racks for Station Air tube Outer diameter: 6mm It can be placed perpendicularly or horizontally. 
5	<u>HAKKO</u> <u>FX-791</u> N ₂ Flow		

Meter

6 The others



* The others are not provided by HAKKO





Air tube Outer diameter: 6mm

Used in combination with a smoke absorber
Can be used in combination with the HAKKO 490 smoke cleaner .



HAKKO 490

Replacement Parts

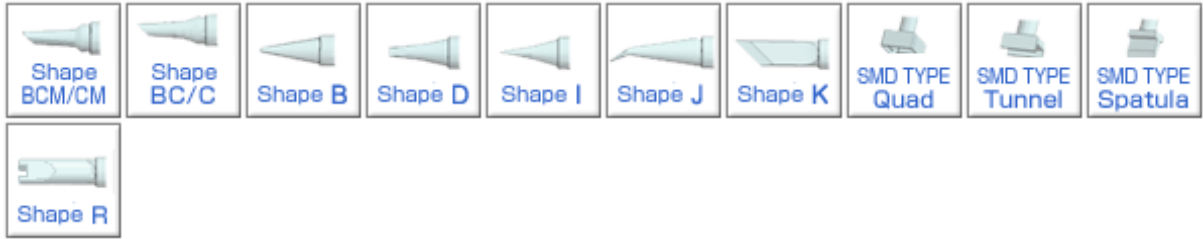
	Part No.	Name	Specifications
	FH200-02	Iron holder	w/ power-save function
	FM2028-01	Soldering iron FM-2028 70W (24V)	
	B3253	Connecting cable	
	B2300	Heating resistant pad	
	B2972	Control card	
	B3216	Sleeve assembly	yellow
	A1536	Cleaning sponge	green
	FM2028-03	Connector assembly	
	B3220	Connector cover	

Option

	Part No.	Name	Specifications
	FM2028-02	Soldering iron FM-2028	70W (24V)
	A1519	Cleaning sponge	yellow
	B3217	Sleeve assembly	orange
	B3218	Sleeve assembly	blue
	B3219	Sleeve assembly	green
	599B-01	HAKKO 599B tip cleaner	
	B2756	Tip tray	

T15 széria



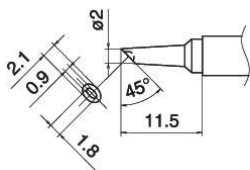


Shape BCM/CM

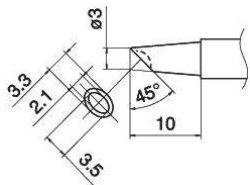
This type differs from Shape BC by the addition of a hollow to its cut face, providing high solder retention capability.

It is used for drag soldering and correction of bridging.

* Shape BCM/CM are not available for sale or use in the U.S.A.



T15-BCM2 Shape-2BC Bevel with indent

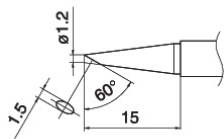


T15-BCM3 Shape-3BC Bevel with indent

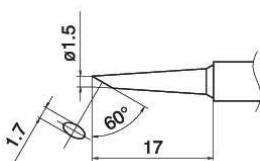
Shape BC/C

This type has a shape like a cone or column cut at a slant, which allows users to select the cut surface size depending on the workpiece.

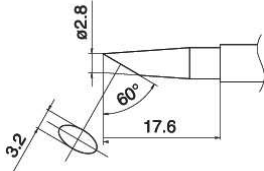
It is used for drag soldering and pre-tinning of lead wires.



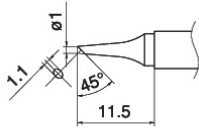
T15-BC12 Shape-1.2BC



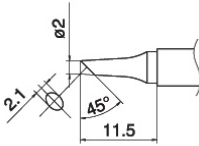
- T15-BC15 Shape-1.5BC



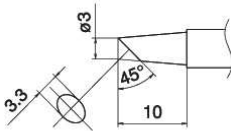
- T15-BC28 Shape-2.8BC



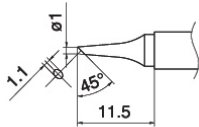
- T15-BC1 Shape-1BC



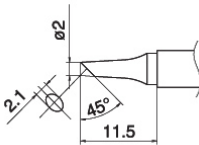
- T15-BC2 Shape-2BC



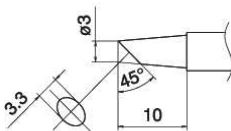
- T15-BC3 Shape-3BC



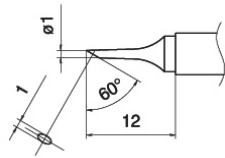
- T15-BCF1 Shape-1BC
Tinned cut surface only



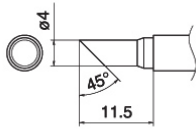
- T15-BCF2 Shape-2BC
Tinned cut surface only



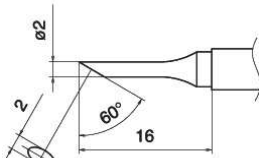
- T15-BCF3 Shape-3BC
Tinned cut surface only



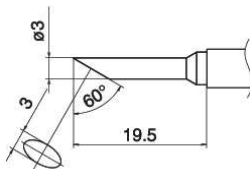
- T15-C1 Shape-1C



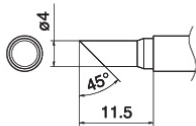
- T15-C4 Shape-4C



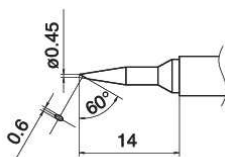
- T15-CF2 Shape-2C



- T15-CF3 Shape-3C



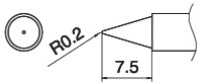
- T15-CF4 Shape-4C
Tinned cut surface only



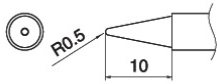
- T15-SBC04 Shape-0.4SBC

Shape B

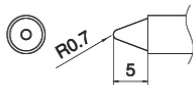
All-round type which can be used from any direction and is easy to hold at any position.
Possible to solder any surface from small to large.



T15-B Shape-B



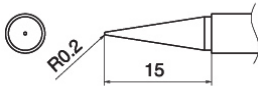
- T15-B2 Shape-0.5B



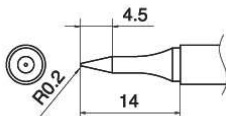
- T15-B3 Shape-0.7B



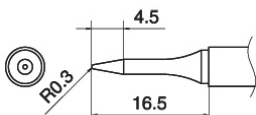
- T15-B4 Shape-0.4B



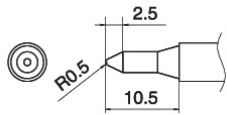
- T15-BLL Shape-BL Long



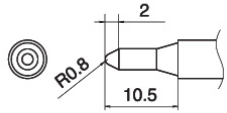
- T15-SB02 Shape-0.2SB



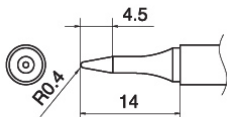
- T15-SB03 Shape-0.3SB



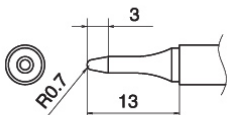
- T15-SB05 Shape-0.5SB



- T15-SB08 Shape-0.8SB



- T15-SBS04 Shape-0.4SBS

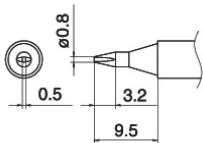


- T15-SBS07 Shape-0.7SBS

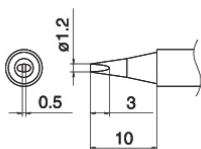
Shape D

This type has a shape like a flat-blade screwdriver and is capable of soldering by applying the tip in 2 ways: line and face.

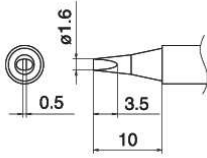
The width (size of tip) suitable for the workpiece can be selected, and it can be used for any soldering work.



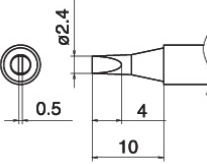
T15-D08 Shape-0.8D



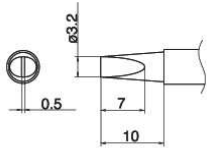
- T15-D12 Shape-1.2D



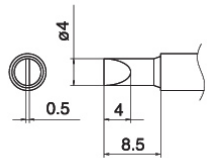
- T15-D16 Shape-1.6D



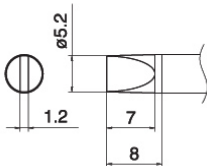
- T15-D24 Shape-2.4D



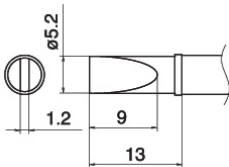
- T15-DL32 Shape-3.2D Long
Just joined as standard tip.



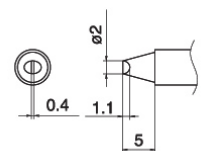
- T15-D4 Shape-4D



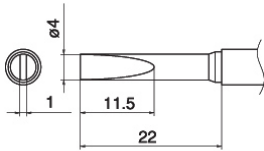
- T15-D52 Shape-5.2D



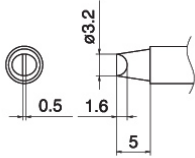
- T15-DL52 Shape-5.2D Long



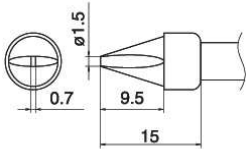
- T15-D2 Shape-2D



- T15-DL4 Shape-4D Long



- T15-D32 Shape-3.2D

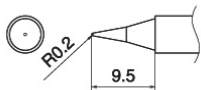


- T15-XD15 Shape-1.5XD

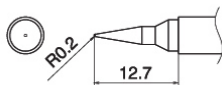
Shape I

This type has a thin conical end and is an ultrafine tip which is best suited for soldering at narrow pitches, etc.

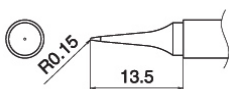
It is the best for soldering micro components such as 0603, etc. and for repairing high-density-mounting P.W.Bs. such as in cellular phones, etc.



T15-I Shape-I



- T15-IL Shape-IL

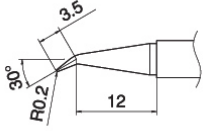


- T15-ILS Shape-ILS

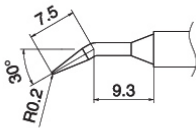
Shape J

This type differs from Shape B and I by bending the tip end and is capable of soldering by applying the tip in 2 ways: face and point.

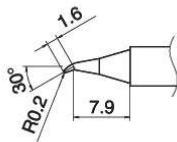
It is used for drag soldering and correction of bridging.



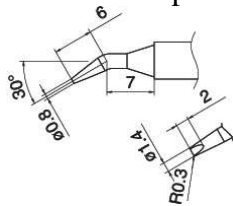
T15-J02 Shape-0.2J (Shape-0.2RSB)



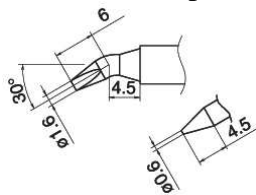
- T15-JL02 Shape-0.2JL (Shape-0.2RLB)



- T15-JS02 Shape-0.2JS (Shape-0.2RSSB)



- T15-JD14 Shape-1.4JD

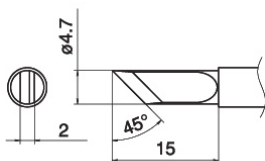


- T15-JD16 Shape-0.6JD

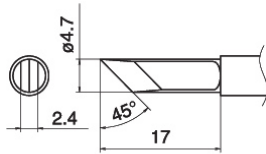
Shape K

This type has a shape like a knife and is capable of soldering by applying the tip in 3 ways: line, face and point.

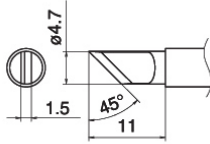
It is used for soldering at narrow pitches, correction of bridging and drag soldering.



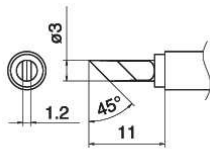
T15-K Shape-K



- T15-KF Shape-KF



- T15-KL Shape-KL
For drag soldering for left-handed.

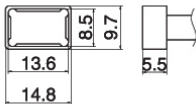


- T15-KU Shape-KU

SMD Type : Shape Quad

This type is capable of heating plural pins or lead wires at once and is used for rework of SMDs.

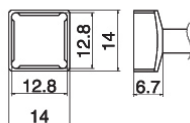
It is used for removal of QFP.



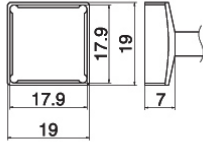
T15-1201 Quad
Size 13.6 x 8.5



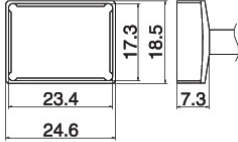
- T15-1202 Quad
Size 10.3 x 10.3



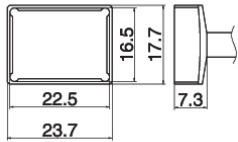
- T15-1203 Quad
Size 12.8 x 12.8



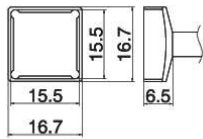
- T15-1204 Quad
Size 17.9 x 17.9



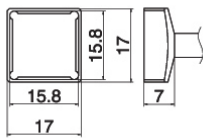
- T15-1205 Quad
Size 23.4 x 17.3



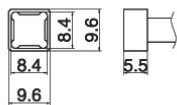
- T15-1206 Quad
Size 22.5 x 16.5



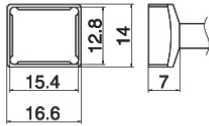
- T15-1207 Quad
Size 15.5 x 15.5



- T15-1208 Quad
Size 15.8 x 15.8



- T15-1209 Quad
Size 8.4 x 8.4

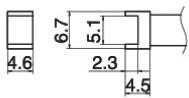


- T15-1210 Quad
Size 15.4 x 12.8

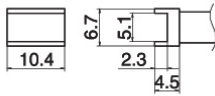
SMD Type : Shape Tunnel

This type is capable of heating plural pins or lead wires at once and is used for rework of SMDs.

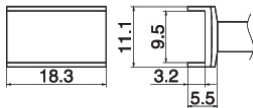
It is used for removal of SOP.



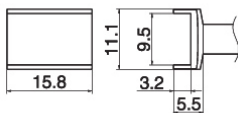
- T15-1001 Tunnel
Size 5.1 x 4.6



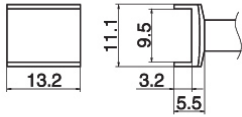
- T15-1002 Tunnel
Size 5.1 x 10.4



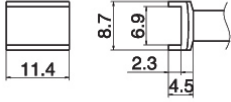
- T15-1003 Tunnel
Size 9.5 x 18.3



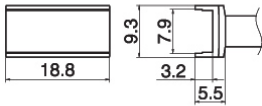
- T15-1004 Tunnel
Size 9.5 x 15.8



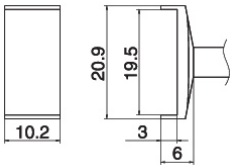
- T15-1005 Tunnel
Size 9.5 x 13.2



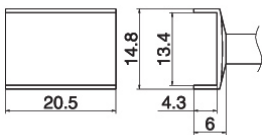
- T15-1006 Tunnel
Size 6.9 x 11.4



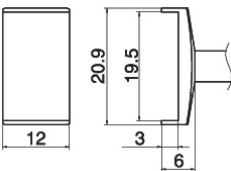
- T15-1007 Tunnel
Size 7.9 x 18.8



- T15-1008 Tunnel
Size 19.5 x 10.2



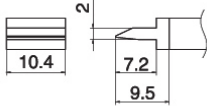
- T15-1009 Tunnel
Size 13.4 x 20.5



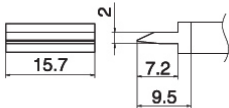
- T15-1010 Tunnel
Size 19.5 x 12

SMD Type : Shape Spatula

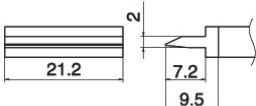
This type is capable of heating plural pins or lead wires at once and is used for rework of SMDs.
Soldering for thermal compression of flexible P.W.B., shield cases, connector, etc.



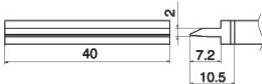
T15-1401 Spatula
Size 10.4



- T15-1402 Spatula
Size 15.7



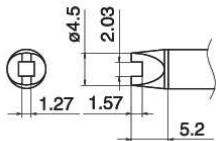
- T15-1403 Spatula
Size 21.2



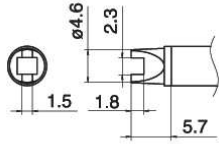
- T15-1406 Spatula
Size 40

Shape R

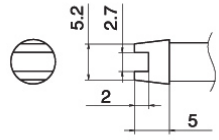
This type has a groove at the tip end.
It is suitable for removing ICs.



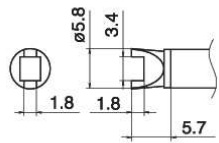
T15-R20 Shape-2.0R



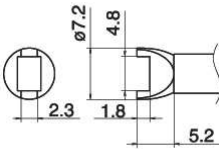
- T15-R23 Shape-2.3R



- T15-R27 Shape-2.7R



- T15-R34 Shape-3.4R



- T15-R48 Shape-4.8R